

Spiral Vibes Manual

v1.0.0



Introducing the Vibes Series

Looks like you just picked up the Vibes we were laying down!

Real music isn't dead. It's just been buried beneath endless menus, complicated software, and people telling you guitar tone should be engineered instead of played. We beg to differ...

Spiral Vibes was built for every player who's ever lost the spark while chasing "the perfect setting." We come from decades of writing records, touring stages, and standing in front of loud amplifiers and even louder audiences. We know the magic doesn't happen staring at waveforms or scrolling through presets.

Real magic happens the moment your fingers hit the strings, and you channel your guitar heroes, whether you're crushing the stage for 20,000 rockaholics or playing for your mom. That's why we built Vibes.

Now let's welcome Spiral Vibes to the mainstage people, cause backwards is the new forwards! Have you ever played a riff so good you wished you could hear it backwards, again and again and again and again and again and again...and...again?

Our gloriously twisted reverse delay takes your guitar tone, spins it inside out, and sends it spiralling down a psychedelic rabbit hole, all the way down to the Mad Hatter and back. From subtle backwards echoes to massive, swirling walls of sonic madness, Spiral Vibes delivers proper mind-bending sounds with just one knob.

You'll have no idea what planet you're on, but who f*cking cares cause you'll be too busy enjoying the cosmic guitar mojo.

Get Vibes.

System Requirements

- AU, VST and AAX formats
- macOS 11 or newer (Intel/Apple Silicon 64 bit)
- Window 10 or newer

Terms and Conditions

All Quantum DSP products are subject to our standard Terms and Conditions which can be viewed at https://quantumdsp.com/pages/terms-of-service

Copyright © 2026 Quantum DSP LTD. All rights reserved.



Introducing Spiral Vibes

Chronicle Entry 5021-2026

Archive Classification: Spiral Paradox
Origin: Unknown
Recovered Transmission: Q-5021-SPRL-001
Chronological Integrity: Compromised

The following account was recovered from the forbidden archives of High Command. Its contents describe events that, according to the Q collective, have not yet occurred. Curiously, the final page was discovered before the first.

Alot had changed for the inhabitants of the fractured world since the arrival of Invader, Carnage and Nexus, but time had been a comfortable constant, moving ever forward. Even the mysterious amplification anomaly recorded in Entry 341-2026, had followed the natural progression of space and time.

Time had flowed steadily forward, until it suddenly didn't. Deep beneath the ruins of High Command, Davis was examining a strange metallic object recovered from the wastelands beyond the Nexus perimeter, where the labyrinthine guitar tone seemed unable to take root.

The object was unlike anything he had encountered, its surface shimmered with impossible colours and strange symbols that moved as if they were living beings of sound captured within a temporal vessel. At its centre was a familiar single dial, surrounding be a faint spiralling glow.

But the most disturbing thing about the device wasn't its appearance. It was the sound.

A faint, ghostly guitar melody drifted through the laboratory, swelling and dissolving into itself like a memory being played in reverse.

"Uh, Commander?"

From the adjoining chamber came an exhausted groan.

"Not again, Davis."

"Sir, I think you should come down here."

“Davis, the last time you found something interesting, we nearly tore a hole in the fabric of existence.”

“Yes, Sir. But this one’s different.”

“That’s what you said about the last bloody pedal!”

The Commander entered the laboratory and stared at the mysterious object.
“What in the name of the Producer is that?”

“I don’t know, Sir. We recovered it from Sector Nine. There was no wreckage, no impact crater, nothing. Just this thing sitting in the middle of the wasteland.”

“Well, what does it do?”

“That’s the strange part, Sir. I haven’t figured that out yet.”

The Commander folded his arms.

“Then why is it making that godawful racket?”

Davis hesitated.

“Sir... I think it’s playing something that hasn’t happened yet.”

The Commander stared at him.

“Davis, have you been drinking?”

“No, Sir. Listen.”

Davis picked up his guitar and struck a single note.

Before his fingers touched the strings, the mysterious device emitted a swelling, reversed echo of the very note he was about to play.

Q-Temporal Displacement Detected. Future Events in Progress.

Perpetual License Activation



1. Open Activation Window

Click on the "Spiral Vibes" title located at the bottom, to access the license activation area if you do not see the activation window on screen.

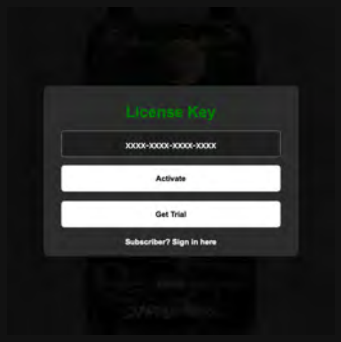

2. Enter Activation Code

Copy the key provided at purchase by pressing the CMD+C (CTRL+C on PC) shortcut and then paste it into the license key box using CMD+V (CTRL+V on PC). Once this is done, click the “Activate” button.

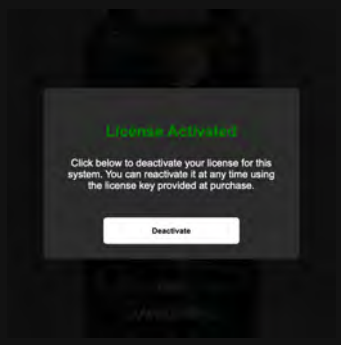

3. License Activated

If your key is valid, the message will read "License Activated". You can click anywhere outside the activation window to exit or you can click the "Invader" title to close the screen.

Subscription License Activation



1. Open Activation Window

Click on the "Spiral Vibes" title located at the bottom, to access the license activation area if you do not see the activation window on screen.

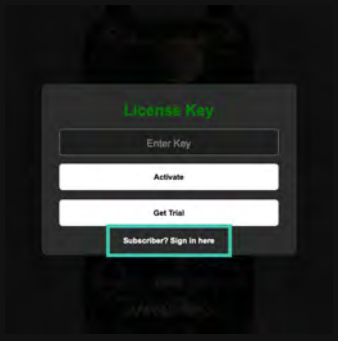

2. Open User Login Section

Click on the "Subscriber? Sign in here" link located under the "Get Trial" button, to access the subscription license activation area.

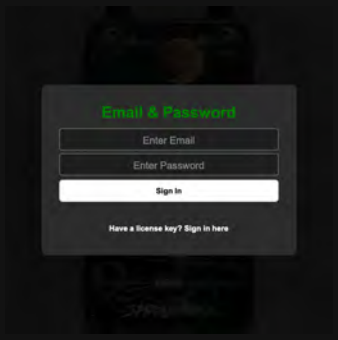

3. Enter User Email and Password

Enter the email and default password provided at purchase by pressing the CMD+C (CTRL+C on PC) shortcut and then paste it into the license key box using CMD+V (CTRL+V on PC). Once this is done, click the “Sign In” button.

Once your subscription has been activated, you can change/update your user password by visiting the customer dashboard by either clicking on the link in the email provided with your password during purchase or by logging into your Quantum customer account here: https://account.quantumdsp.com/authentication/login

Trial Activation



1. Open Activation Window

Click on the "Spiral Vibes" title located at the bottom, to access the license activation area if you do not see the activation window on screen.



2. Activate Trial

Press "Get Trial" to auto generate trial license key. Press the "Activate" button to valid key.

**Trial is one use only*

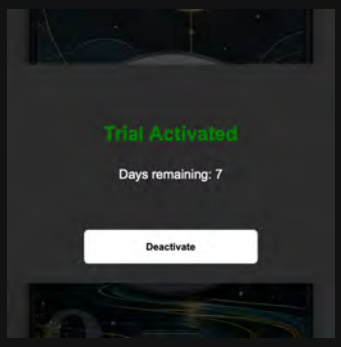

3. Trial Activated

If your trial key is valid (one use only), you will see "Trial Activated". You can click anywhere outside the activation window to exit or also click the "Invader" title to close screen.

Deactivate License

If you would like to move your license to a different machine, you can deactivate and reactivate your license at any time by navigating back to the License section and selecting “deactivate”. Once deactivated, you’ll be able to reactivate your license on another computer.

Spiral Vibes Interface Controls



1. Input/Output Gain Control
2. Main Control Dial
3. Information Display
4. Bypass Toggle
5. License Activation
6. Resize Interface

Operation

Spiral Vibes can be inserted anywhere in your signal chain. Placing it before or after your amp will yield different results.

Control

The main control dial can be adjusted to control the amount of effect introduced into your signal.



Bypass Control

To Bypass "Spiral Vibes", turn the main control dial all the way to the left until it reads "OFF". Turning the main control up will reactivate the sound and turn off the bypass.

Alternatively you can toggle the bypass by clicking the the Bypass button located under the main control dial.

This will bypass the plugin until the bypass button is either pressed again or the main control dial value is changed.



In and Out Level Control

The input and output levels can be set by using the IN and OUT dials to trim or boost signal levels. For optimal sonics, ensure the output is not clipping and sufficient input signal is present.

Resize

Click the Resize icon to toggle between three interface sizes.

Click it again at any time to cycle through the various sizes



Connect with us:

You can connect with us on social media here:
Facebook - https://www.facebook.com/quantumdsp
YouTube - https://www.youtube.com/@QuantumDSP
Instagram - https://www.instagram.com/quantumdsp/

Product Support and Inquiries

If you have any questions or concerns about Quantum DSP's Vibes amplifiers or our Hybrid IR™ Libraries, please feel free to contact us at shop@quantumdsp.com

All rights are reserved. Copyright © 2026 Quantum DSP Ltd. "Hybrid IR™ Libraries", "Vibes", "Q-Tone™" EQ technologies, and all Impulse Responses are copyright © 2026 Quantum DSP Ltd.